



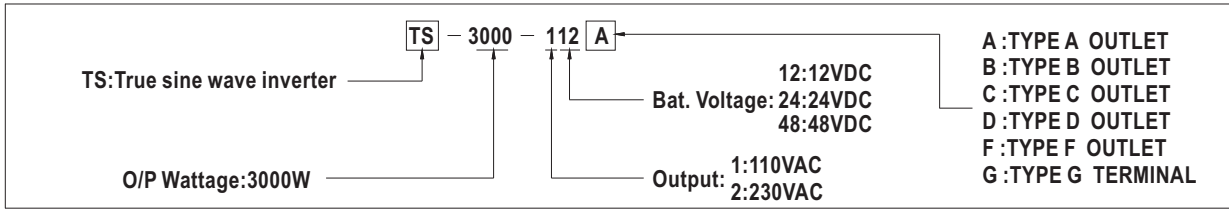
■ Features :

- True sine wave output (THD<3%)
- High surge power up to 6000W
- High efficiency up to 92%
- Power ON-OFF switch
- Standby saving mode can be selectable
- Front panel indicator for operation status
- Thermostatically controlled cooling fan
- Protections: Bat. low alarm / Bat. low shutdown / Over voltage / Over temp. / Output short / Input polarity reverse / Overload / AC circuit breaker
- Application : Home appliance, power tools, office and portable equipment, vehicle and yacht ...etc.
- Optional monitoring connection cable (MW order No.: TN1500-RS232)
- 3 years warranty



SPECIFICATION

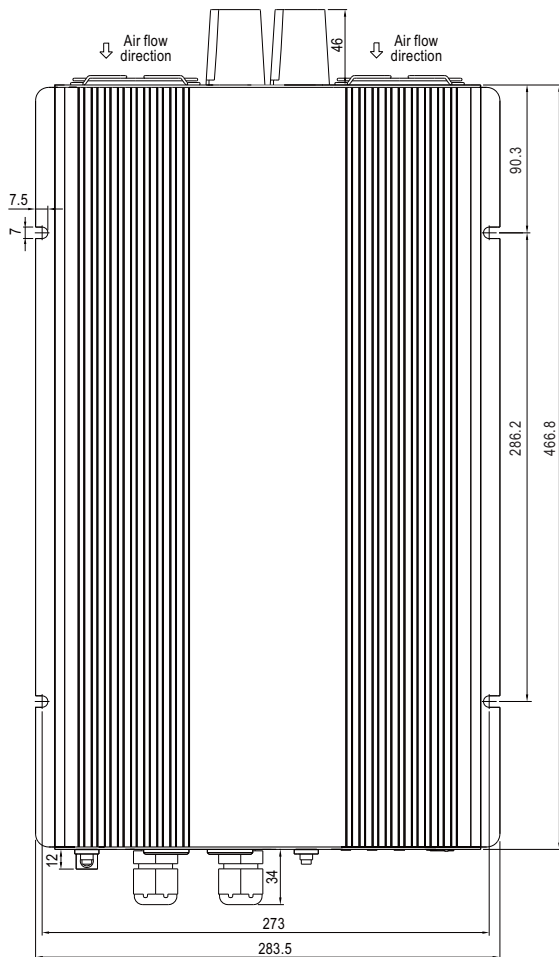
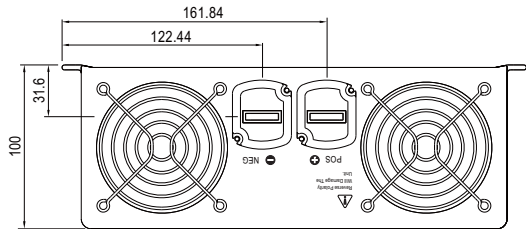
MODEL NO.		TS-3000-112□	TS-3000-124□	TS-3000-148□	TS-3000-212□	TS-3000-224□	TS-3000-248□
		□ = A, F, G			□ = B, C, D, G		
OUTPUT	RATED POWER (Typ.)	3000W					
	MAXIMUM OUTPUT POWER (Typ.)	3450W for 180 sec. / 4500W for 10 sec. / surge power 6000W for 30 cycles					
	AC VOLTAGE	Factory setting set at 110VAC 100 / 110 / 115 / 120VAC selectable by setting button S.W			Factory setting set at 230VAC 200 / 220 / 230 / 240VAC selectable by setting button S.W		
	FREQUENCY <small>Note.10</small>	60±0.1Hz 50/60Hz selectable by setting button S.W			50±0.1Hz 50/60Hz selectable by setting button S.W		
	WAVEFORM <small>Note.7</small>	True sine wave (THD<3%)					
	AC REGULATION (Typ.)	±3%					
	SAVING MODE (Typ.)	Default disabled. Load ≤5W will be changed to standby mode					
FRONT PANEL INDICATOR		Battery voltage level, output load level, saving mode, fault and operation status					
INPUT	BAT. VOLTAGE	12V	24V	48V	12V	24V	48V
	VOLTAGE RANGE (Typ.) <small>Note.3,6</small>	10.5 ~ 15VDC	21 ~ 30VDC	42 ~ 60VDC	10.5 ~ 15VDC	21 ~ 30VDC	42 ~ 60VDC
	DC CURRENT (Typ.) <small>Note.4</small>	300A	150A	75A	300A	150A	75A
	NO LOAD DISSIPATION (Typ.)	≤10W @ standby saving mode					
	OFF MODE CURRENT DRAW (Typ.)	≤1mA					
	EFFICIENCY (Typ.) <small>Note.1</small>	88%	90%	91%	89%	91%	92%
	BATTERY TYPES	Open & sealed lead acid battery					
BATTERY INPUT PROTECTION	FUSE	40A*12	40A*6	20A*6	40A*12	40A*6	20A*6
	BAT. LOW ALARM <small>Note.6</small>	11.3V	22.5V	45V	11.3V	22.5V	45V
	BAT. LOW SHUTDOWN <small>Note.6</small>	10.5V	21V	42V	10.5V	21V	42V
	REVERSE POLARITY	By internal fuse open					
OUTPUT PROTECTION	OVER TEMPERATURE	90°C ± 5°C	85°C ± 5°C	85°C ± 5°C	80°C ± 5°C	75°C ± 5°C	75°C ± 5°C
	OUTPUT SHORT	Protection type : Shut down o/p voltage, re-power on to recover					
	OVER LOAD (Typ.)	105 ~ 115% load for 180 sec., 115% ~ 150% load for 10 sec. Protection type : Shut down o/p voltage, re-power on to recover					
	CIRCUIT BREAKER	AC output receptacle:15A					
	GFCI PROTECTION	Optional (Only type F)				None	
ENVIRONMENT	WORKING TEMP. <small>Note.2</small>	0 ~ +40°C @ 100% load ; 60°C @ 50% load					
	WORKING HUMIDITY	20% ~ 90% RH non-condensing					
	STORAGE TEMP., HUMIDITY	-30 ~ +70°C / -22 ~ +158°F, 10 ~ 95% RH non-condensing					
	VIBRATION	10 ~ 500Hz, 3G 10min./1 cycle, 60min. each along X, Y, Z axes					
SAFETY & EMC	SAFETY STANDARDS	UL458 (only for Type G), EAC TP TC 004		EAC TP TC 004	IEC62368-1 CB, EAC TP TC 004 approved		
	WITHSTAND VOLTAGE	Bat I/P - AC O/P:3.0KVAC AC O/P - FG:1.5KVAC					
	ISOLATION RESISTANCE	Bat I/P - AC O/P, Bat I/P - FG, AC O/P - FG: 100M ohms / 500VDC / 25°C / 70% RH					
	EMC EMISSION	Compliance to FCC class A, EAC TP TC 020			Compliance to EN55032 class A, 72/ 245/ CEE, 95/ 54/ CE, E-Mark, EAC TP TC 020		
	EMC IMMUNITY	Compliance to EAC TP TC 020			Compliance to EN61000-4-2,3,4,5,6,8,11, EAC TP TC 020		
OTHERS	CONTROL WIRING	RJ11 -RS232 (Option)					
	DIMENSION	466.8*283.5*100mm (L*W*H)					
	PACKING	12.9Kg; 1pcs/14Kg/1.49CUFT					
NOTE	<p>1.Efficiency is tested by 2100W, linear load at 13V, 26V, 52V input voltage.</p> <p>2.Output derating capacity referenced by curve 1.</p> <p>3.Input derating capacity referenced by curve 2.</p> <p>4.DC current is tested by 3000W, linear load at 12V, 24V, 48V input voltage.</p> <p>5.All parameters not specified above are measured at rated load, 25°C of ambient temperature and set to factory setting.</p> <p>6.The tolerance of each voltage value by models is:112/212→±0.5V;124/224→±1V;148/248→±2V.</p> <p>7.THd is tested by 3000W, linear load at 13,26,52V input voltage.</p> <p>8.Please do not turn on the inverter before start the engine if inverter connect to vehicle's battery directly.</p> <p>9.The ambient temperature derating of 3.5°C/1000m with fanless models and of 5°C/1000m with fan models for operating altitude higher than 2000m(6500ft).</p> <p>10.Type F for 60Hz only.</p>						



AC Output Socket (optional)

MODEL NO.	TS-3000-112 <input type="checkbox"/>	TS-3000-124 <input type="checkbox"/>	TS-3000-148 <input type="checkbox"/>	TS-3000-212 <input type="checkbox"/>	TS-3000-224 <input type="checkbox"/>	TS-3000-248 <input type="checkbox"/>	
Socket type			 (Terminal inside case only, no AC socket)				 (Terminal inside case only, no AC socket)
	TYPE-A	TYPE-F	TYPE-G	TYPE-B	TYPE-C	TYPE-D	TYPE-G
	Standard	Optional	Optional	Standard	Optional	Optional	Optional
Country	USA	GFCI (60Hz)	----	EUROPE	AUSTRALIA	U.K	----
Certificate			 (Except for 48V input)				None

Mechanical Specification



Derating Curve

